

## Can't Find Your Survey Email from QuantumWorkplace.com? Try This Quick Search!

The survey email from **QuantumWorkplace.com** is safe, but sometimes it may be held by the system and not appear directly in your Inbox. Here's a quick and easy way to find it in Outlook:


---

### Step-by-Step Instructions:


1. **Open Outlook.**
  2. At the very top of the window, find the **Search bar** (just above the “Home” tab).
  3. Click the drop-down next to the Search bar and select **“All folders.”**  
*This will search your **Inbox**, **User Digest (Quarantine)**, and all other folders.*
  4. **Type: Quantumworkplace.com** and press **Enter**.
  5. You'll now see all messages from **QuantumWorkplace.com**.  
 In most cases, the email will be in your **Inbox**.
- 

### If You See a Message Titled “UNMC/Nebraska Medicine Email Policy”:

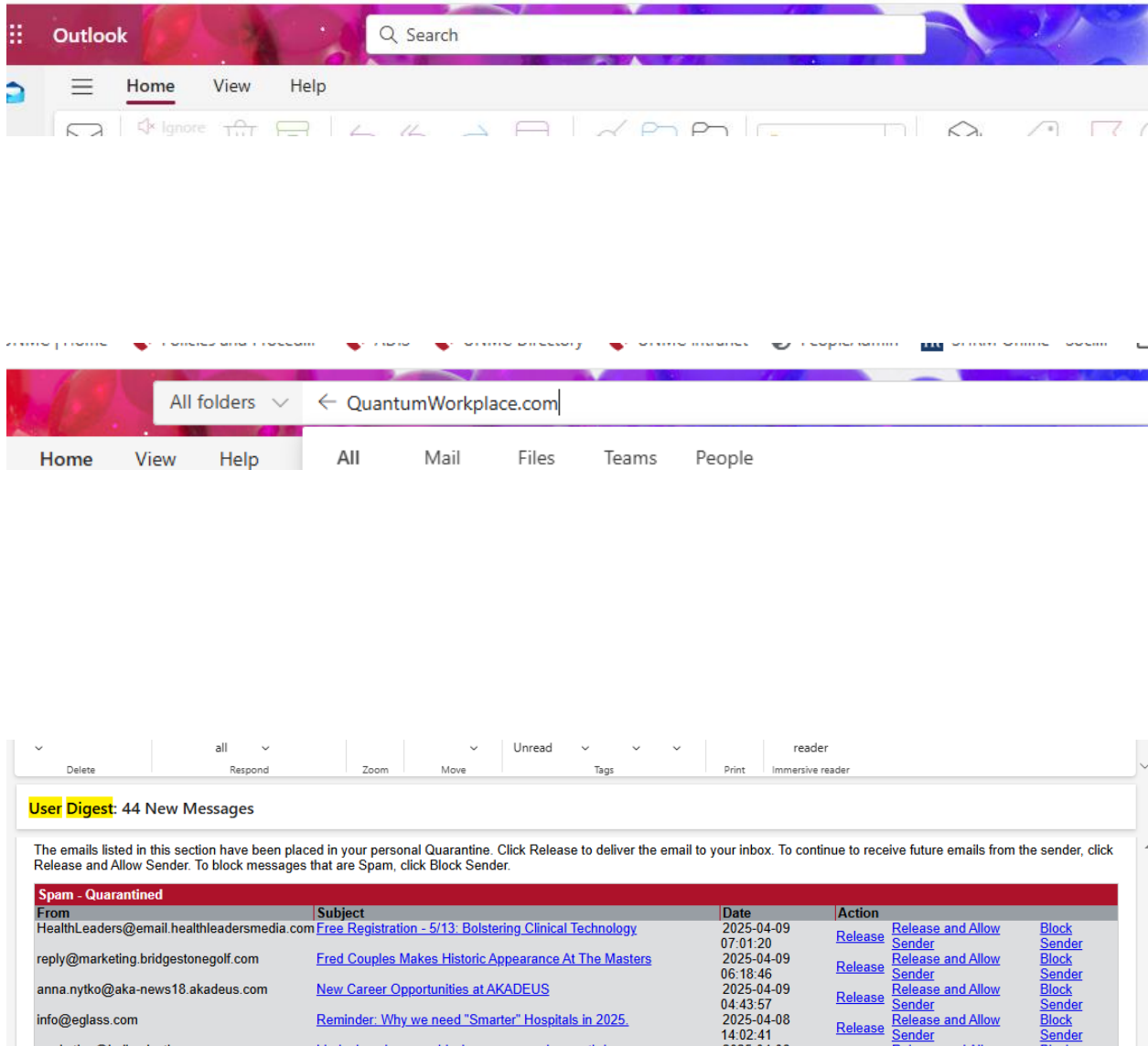
- That's your **User Digest** — a message that shows a list of emails held by the system.
- Click to open it.
- Inside, look for the email from **QuantumWorkplace.com** — it will be **highlighted**.
- Click the button that says **“Release and Allow Sender.”**  
 This will:
  - Deliver the email to your Inbox
  - Make sure future emails from QuantumWorkplace.com are not held again
- Once the email appears in your Inbox, **open the email** - then click on the link inside to access the survey.

 **Note:** The survey email is **safe**. The link to the survey is **safe**. If it's in the User Digest, it was simply held by the system in error.

---

 The survey email is expected to arrive on Tax Day- **Tuesday- April 15**. If you don't see it in your Inbox, follow the steps above.

Still can't find it? Let us know — we're happy to assist!



The screenshot shows the Outlook web interface. At the top, there's a search bar and navigation tabs for Home, View, and Help. Below that is a toolbar with various email actions like Ignore, Reply, Forward, etc. The main area shows a folder list on the left with 'QuantumWorkplace.com' selected. The right pane shows a list of 44 new messages in the 'Spam - Quarantined' folder. A message is selected, and its details are shown below the list.

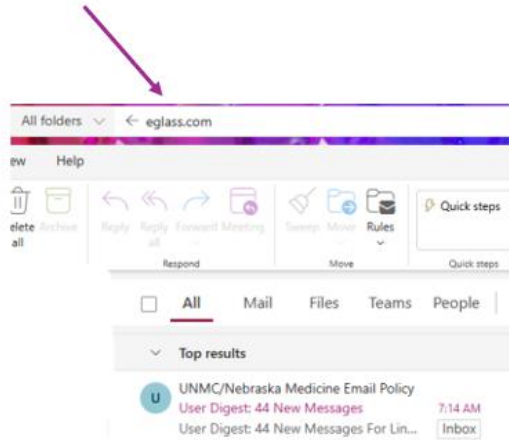
**User Digest: 44 New Messages**

The emails listed in this section have been placed in your personal Quarantine. Click Release to deliver the email to your inbox. To continue to receive future emails from the sender, click Release and Allow Sender. To block messages that are Spam, click Block Sender.

From	Subject	Date	Action
HealthLeaders@email.healthleadersmedia.com	<a href="#">Free Registration - 5/13: Bolstering Clinical Technology</a>	2025-04-09 07:01:20	<a href="#">Release</a> <a href="#">Release and Allow Sender</a> <a href="#">Block Sender</a>
reply@marketing.bridgestonegolf.com	<a href="#">Fred Couples Makes Historic Appearance At The Masters</a>	2025-04-09 06:18:46	<a href="#">Release</a> <a href="#">Release and Allow Sender</a> <a href="#">Block Sender</a>
anna.nytko@aka-news18.akadeus.com	<a href="#">New Career Opportunities at AKADEUS</a>	2025-04-09 04:43:57	<a href="#">Release</a> <a href="#">Release and Allow Sender</a> <a href="#">Block Sender</a>
info@eglass.com	<a href="#">Reminder: Why we need "Smarter" Hospitals in 2025.</a>	2025-04-08 14:02:41	<a href="#">Release</a> <a href="#">Release and Allow Sender</a> <a href="#">Block Sender</a>

Sample email lookup: Searched for an email from **eglass.com**

When typed in the Search field



The result of the search shows that the email may be in the User Digest email- **Click on this email**

The email can be found in the User Digest list and is highlighted, making it easy to locate.

