

# Current Status of the Liver and Intestinal Transplant Programs

Marco A. Olivera MD, FACP, FAASLD  
Michael F. Sorrell Distinguished Chair in Internal Medicine  
Associate Program Director  
Transplant Hepatology fellowship

THE TRANSPLANT CENTER



1

**I have no financial disclosures  
or conflict of interests**




2

# Liver Transplant Overview

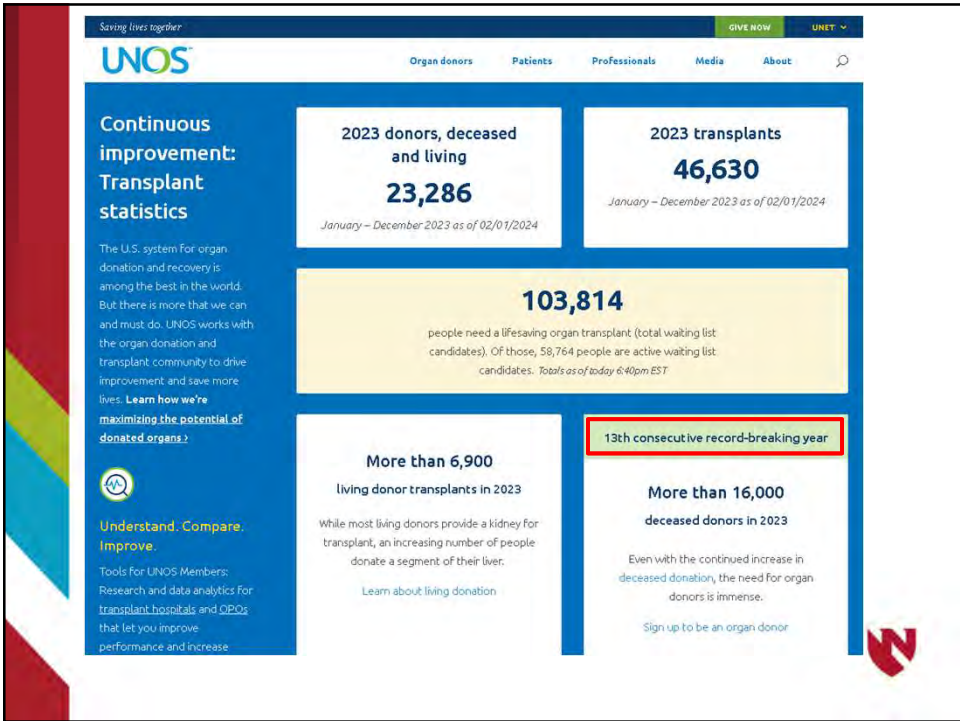
- >100,000 liver transplants since 1985 in U.S.
- 60,000 living liver transplant recipients in U.S.
- 30,000 liver transplant recipients >5 years post
- 10,000 liver transplant recipients >10 years post
- 13,000 repeat transplant
- **80% 5-year survival**
- **70% 10-year survival**

- **UNMC**
- **3938 liver transplant since 1985**
- **80% 5-year survival**
- **71% 10-year survival**



3



**UNOS** Saving lives together

Organ donors Patients Professionals Media About

**Continuous improvement: Transplant statistics**

The U.S. system for organ donation and recovery is among the best in the world. But there is more that we can and must do. UNOS works with the organ donation and transplant community to drive improvement and save more lives. [Learn how we're maximizing the potential of donated organs.](#)

**Understand. Compare. Improve.**

Tools For UNOS Members: Research and data analytics for transplant hospitals and OPOs that let you improve performance and increase

2023 donors, deceased and living

**23,286**

January - December 2023 as of 02/01/2024

2023 transplants

**46,630**

January - December 2023 as of 02/01/2024

**103,814**

people need a lifesaving organ transplant (total waiting list candidates). Of those, 58,764 people are active waiting list candidates. Totals as of today 6:40pm EST

**More than 6,900**

living donor transplants in 2023

While most living donors provide a kidney for transplant, an increasing number of people donate a segment of their liver.

[Learn about living donation](#)

**13th consecutive record-breaking year**

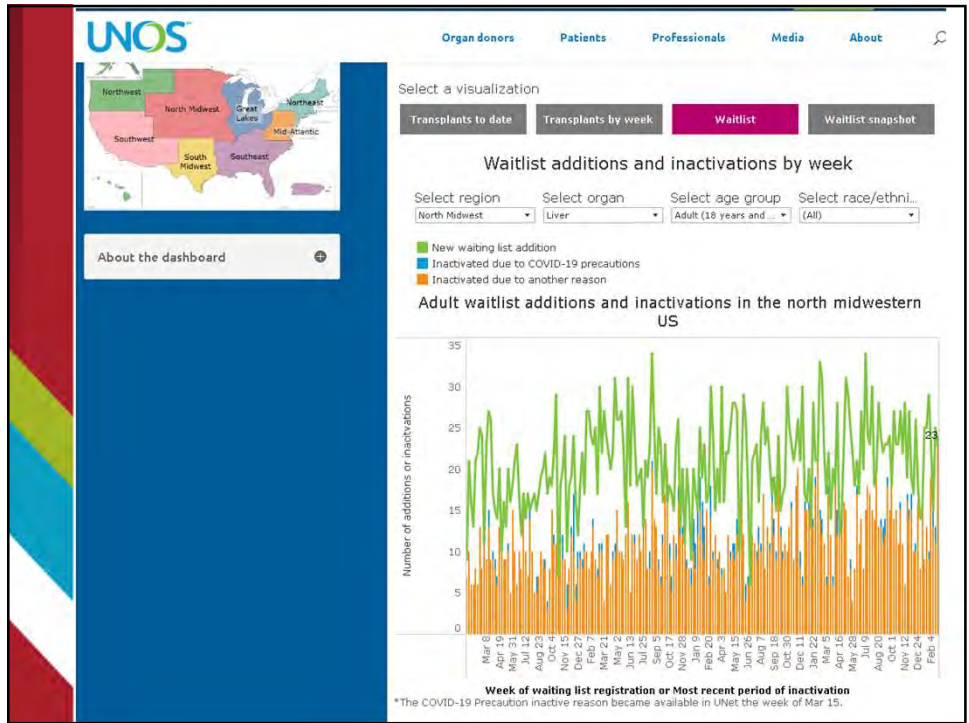
**More than 16,000**

deceased donors in 2023

Even with the continued increase in deceased donation, the need for organ donors is immense.

[Sign up to be an organ donor](#)



4



5

## UNMC Liver Transplantation

UNMC	NATIONAL
<b>61.3/100 transplanted</b>	<b>50.5/100 transplanted</b>
<b>16% wait list mortality</b>	<b>17% wait list mortality</b>
<b>136 listed patients</b>	
<b>20 died on wait list</b>	

6

# Liver Transplantation in NE

## Transplants by Donor Type

U.S. Transplants Performed : January 1, 1988 - January 31, 2024

For Organ = Liver, State = Nebraska

Based on OPTN data as of March 5, 2024

### Change Report (Optional) :

Organ:  State:

Add Field to Report :

	To Date	2024	2023	2022	2021	2020	2019	2018	2017	2016	2015	2014
All Donor Types	3,913	15	133	110	107	119	100	83	94	89	96	94
Deceased Donor	3,764	15	132	109	104	113	96	78	92	87	95	91
Living Donor	149	0	1	1	3	6	4	5	2	2	1	3

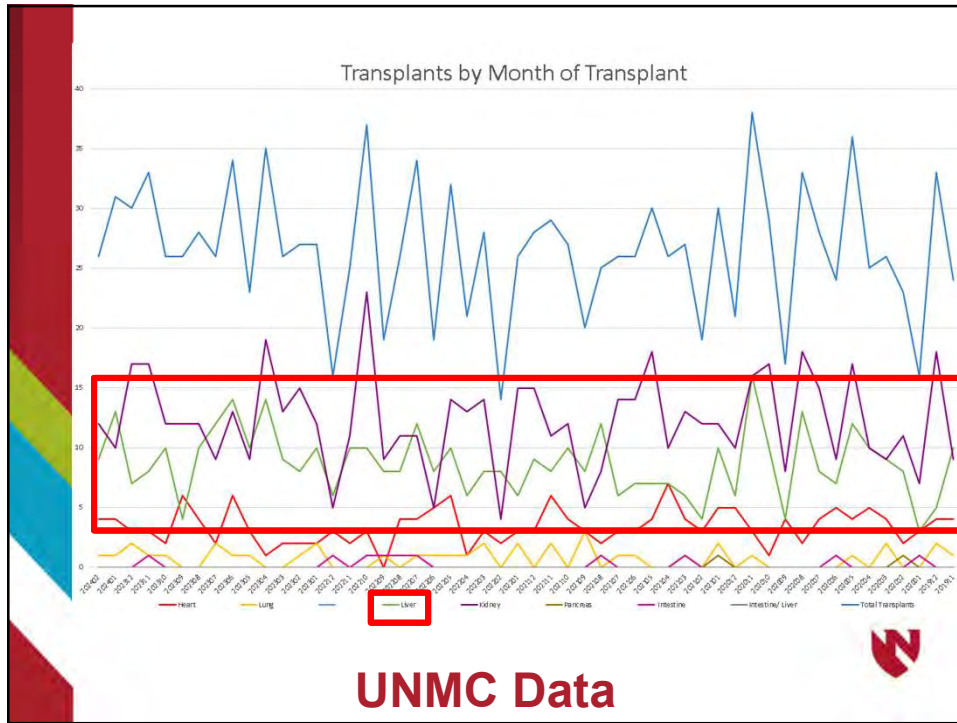
Data subject to change based on future data submission or correction. This report shows OPTN data for Transplants by

7

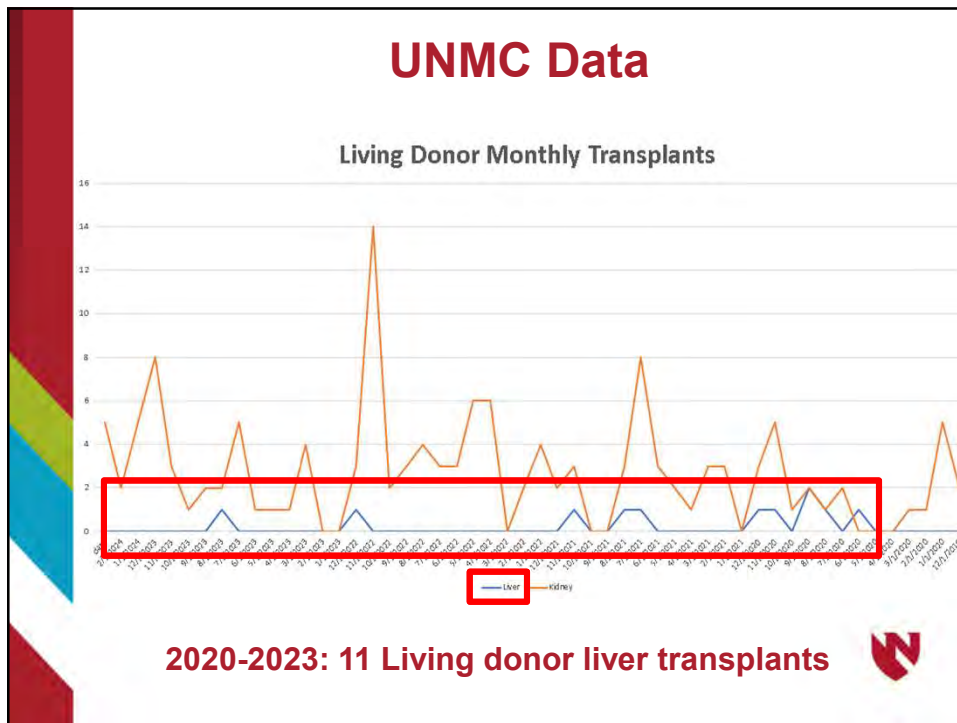
↓ ↓ Monthly Historical Transplants, By Organ and Tx Date ↓ ↓

Site	Tx Year	Heart	Heart/Lung	Lung	Liver	Liver/ Kidney	Kidney/ Pancreas	Pancreas	Intestine	Kidney/ Heart	Liver/ Heart	Liver/ Pancreas/ Intestine	Liver/ Kidney/ Pancreas/ Intestine	Intestine/ Pancreas	Intestine/ Liver	Total Transplants
2/A/2024	202402	4	0	0	0	0	0	0	0	0	0	0	0	0	0	4
1/A/2024	202401	4	0	0	0	0	0	0	0	0	0	0	0	0	0	4
12/A/2023	202312	3	0	0	0	0	0	0	0	0	0	0	0	0	0	3
11/A/2023	202311	3	0	0	0	0	0	0	0	0	0	0	0	0	0	3
10/A/2023	202310	2	0	0	0	0	0	0	0	0	0	0	0	0	0	2
9/A/2023	202309	4	0	0	0	0	0	0	0	0	0	0	0	0	0	4
8/A/2023	202308	4	0	0	0	0	0	0	0	0	0	0	0	0	0	4
7/A/2023	202307	2	0	0	0	0	0	0	0	0	0	0	0	0	0	2
6/A/2023	202306	4	0	0	0	0	0	0	0	0	0	0	0	0	0	4
5/A/2023	202305	3	0	0	0	0	0	0	0	0	0	0	0	0	0	3
4/A/2023	202304	1	0	0	0	0	0	0	0	0	0	0	0	0	0	1
3/A/2023	202303	2	0	0	0	0	0	0	0	0	0	0	0	0	0	2
2/A/2023	202302	2	0	0	0	0	0	0	0	0	0	0	0	0	0	2
1/A/2023	202301	2	0	0	0	0	0	0	0	0	0	0	0	0	0	2
12/A/2022	202212	3	0	0	0	0	0	0	0	0	0	0	0	0	0	3
11/A/2022	202211	2	0	0	0	0	0	0	0	0	0	0	0	0	0	2
10/A/2022	202210	7	0	0	0	0	0	0	0	0	0	0	0	0	0	7
9/A/2022	202209	6	0	0	0	0	0	0	0	0	0	0	0	0	0	6
8/A/2022	202208	4	0	0	0	0	0	0	0	0	0	0	0	0	0	4
7/A/2022	202207	4	0	0	0	0	0	0	0	0	0	0	0	0	0	4
6/A/2022	202206	4	0	0	0	0	0	0	0	0	0	0	0	0	0	4
5/A/2022	202205	4	0	0	0	0	0	0	0	0	0	0	0	0	0	4
4/A/2022	202204	1	0	0	0	0	0	0	0	0	0	0	0	0	0	1
3/A/2022	202203	3	0	0	0	0	0	0	0	0	0	0	0	0	0	3
2/A/2022	202202	2	0	0	0	0	0	0	0	0	0	0	0	0	0	2
1/A/2022	202201	3	0	0	0	0	0	0	0	0	0	0	0	0	0	3
12/A/2021	202112	3	0	0	0	0	0	0	0	0	0	0	0	0	0	3
11/A/2021	202111	4	0	0	0	0	0	0	0	0	0	0	0	0	0	4
10/A/2021	202110	4	0	0	0	0	0	0	0	0	0	0	0	0	0	4
9/A/2021	202109	3	0	0	0	0	0	0	0	0	0	0	0	0	0	3
8/A/2021	202108	4	0	0	0	0	0	0	0	0	0	0	0	0	0	4
7/A/2021	202107	3	0	0	0	0	0	0	0	0	0	0	0	0	0	3
6/A/2021	202106	3	0	0	0	0	0	0	0	0	0	0	0	0	0	3
5/A/2021	202105	4	0	0	0	0	0	0	0	0	0	0	0	0	0	4
4/A/2021	202104	7	0	0	0	0	0	0	0	0	0	0	0	0	0	7
3/A/2021	202103	4	0	0	0	0	0	0	0	0	0	0	0	0	0	4
2/A/2021	202102	3	0	0	0	0	0	0	0	0	0	0	0	0	0	3
1/A/2021	202101	5	0	0	0	0	0	0	0	0	0	0	0	0	0	5

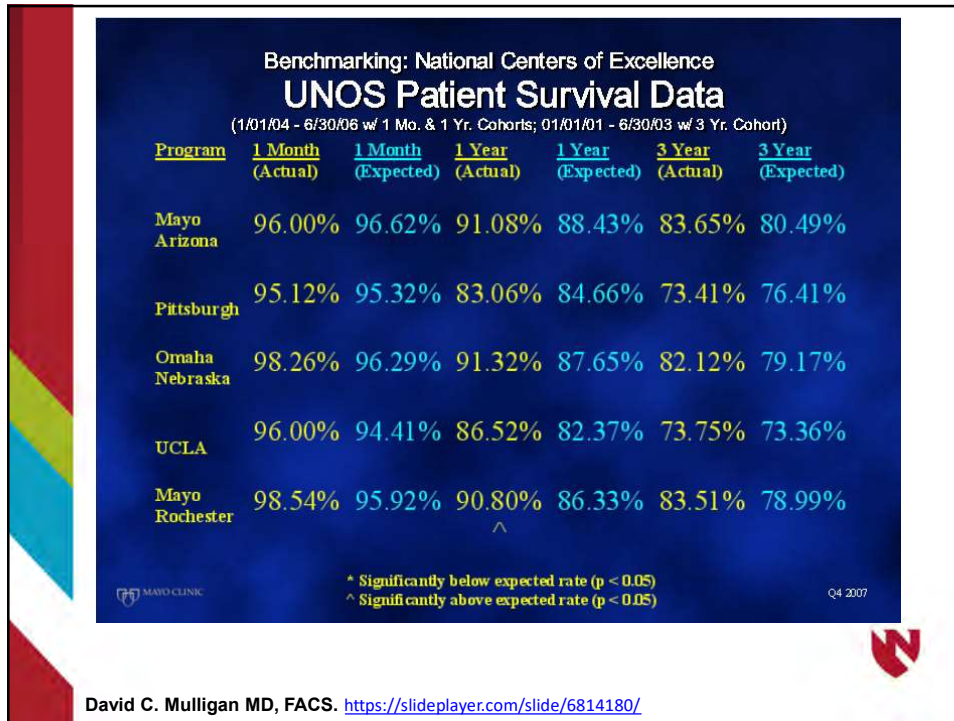
8



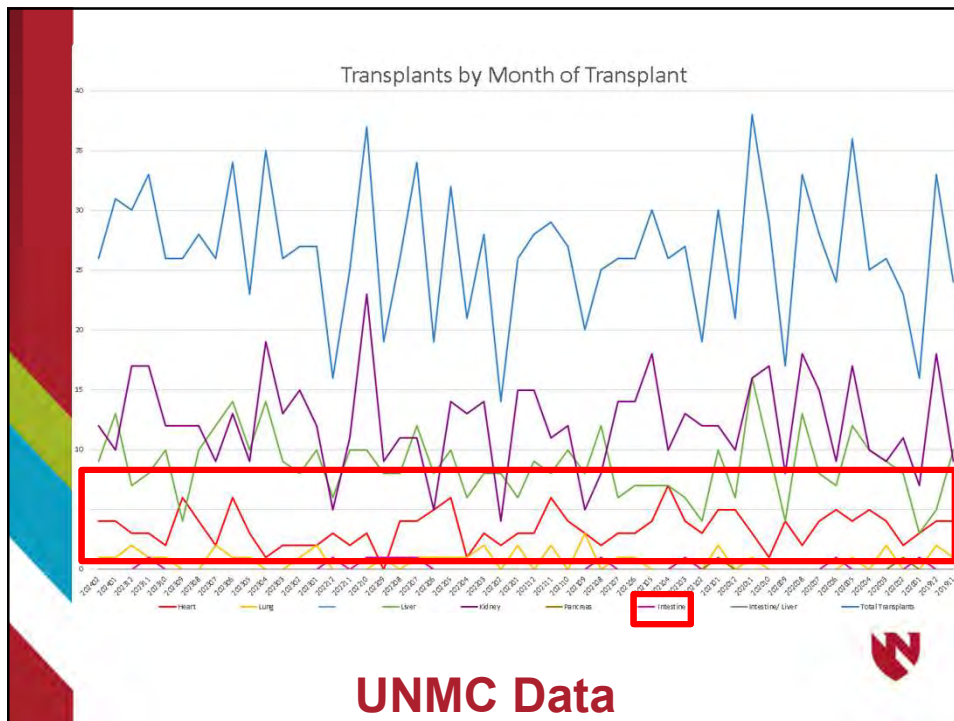
9



10



11



12

## Intestinal Transplant

- **UNMC**
- **Ten transplant since 2020 (isolated/adult)**
  - **2020: 2**
  - **2021: 2**
  - **2022: 5**
  - **2023: 1**
- **Intestinal Rehabilitation program**
- **Screening for early rejection (Endoscopy)**
- **Transition from pediatric to adult medicine**



13

## Outreach NE-IA



14

## Outreach NE-SD



15

## Multi-disciplinary TEAM



16





17



18

